FEMALE END VIEW	DDK END VIEW
	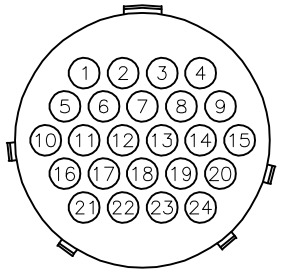

SPECIFICATIONS

CONTACT CARRIER MATERIAL	NYLON or PBT
CONTACT MATERIAL/PLATING	BRASS/GOLD
COUPLING NUT MATERIAL/PLATING	BRASS/NICKEL
MOLDED HEAD MATERIAL/COLOR	TPU/BLACK
RATED CURRENT [A]	3.0 A
RATED VOLTAGE [V]	150 V
OUTER JACKET MATERIAL/COLOR	PVC/YELLOW
CONDUCTOR INSULATION MATERIAL	PVC
NUMBER OF CONDUCTORS [AWG]	25x22 AWG
DRAIN/SHIELD	22 AWG/ALUM.-POLYESTER FOIL
PROTECTION CLASS	IEC IP67
TEMPERATURE	-40°C TO +105°C (-40°F TO +221°F)

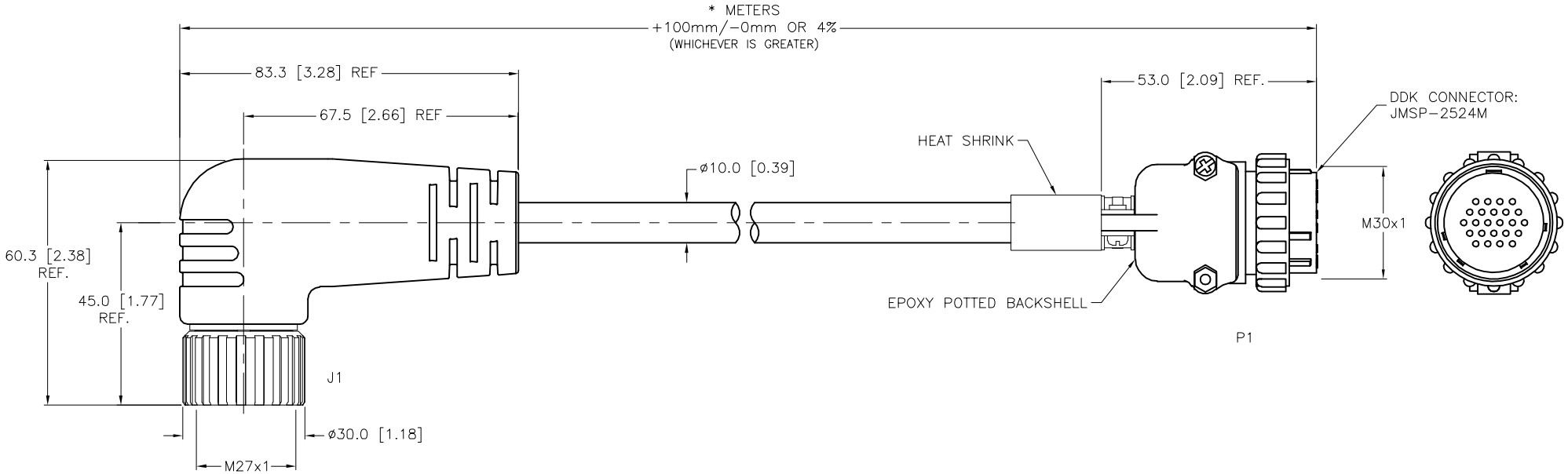

SOURCE DRAWING - FOR REFERENCE ONLY

NOTES:

1. "*" INDICATES CABLE LENGTH IN METERS. CONTACT TURCK TO ORDER SPECIFIC LENGTHS.

2. "/S3505" DESIGNATES WIRING TO DDK CONNECTOR P/N: JMSP-2524M. EPOXY POTTED BACK SHELL. ALL UNUSED CONDUCTORS TRIMMED BACK TO CABLE JACKET, BOTH ENDS.

3. CABLE ASSEMBLIES FOR MULTIFAST CONNECTORS ARE RATED AS STAND ALONE. OVERALL CABLE ASSEMBLY RATING IS THE RESPONSIBILITY OF THE CUSTOMER.

REV	DESCRIPTION	BY	DATE	ECO NO.
A	DRAWING RELEASE	RDS	07/19/18	

RELATED DOCUMENTS
1.
2.
3.
4.

3RD ANGLE PROJECTION

THIS DRAWING IS CONFIDENTIAL AND THE PROPERTY OF TURCK INC. USE OF THIS DOCUMENT WITHOUT WRITTEN PERMISSION IS PROHIBITED.

TURCK

3000 CAMPUS DRIVE
MINNEAPOLIS, MN 55441
1-800-544-7769
(763) 553-7300
(763) 553-0708 fax
www.turck.us

MATERIAL: SEE SPECIFICATIONS

FINISH: SEE SPECIFICATIONS

ALL DIMENSIONS DISPLAYED ON THIS DRAWING ARE FOR REFERENCE ONLY

CONTACT TURCK FOR MORE INFORMATION

DRFT: RDS | DATE: 06/20/18
APVD: E.S. | SCALE: 1=1.5

UNIT OF MEASUREMENT
MILLIMETER [INCH]
DO NOT SCALE THIS DRAWING

DESCRIPTION: DKWM 26-631-*/S3505

IDENTIFICATION NO.

REV: A

FILE: 777041745

SHEET 1 OF 2